

How to Use the Library Link App on a mobile device

Document ID: MYLIB0007

Summary

Library Link is an app that can be installed on a mobile device to give you access to your school's Oliver Library system.

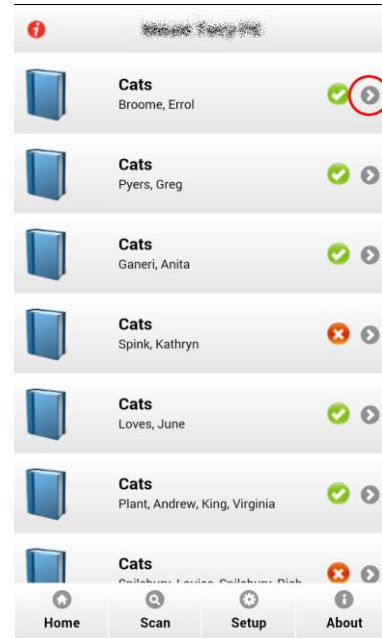
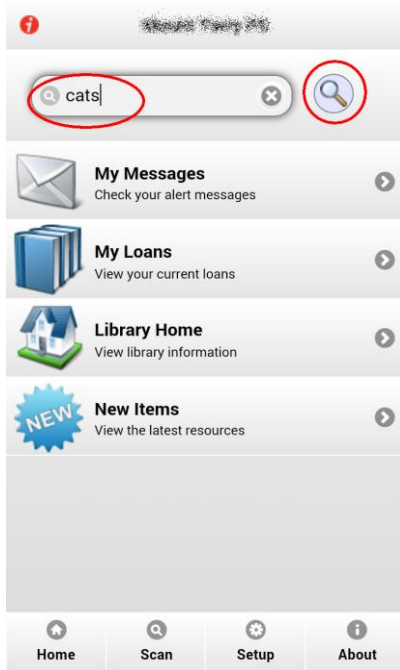
Using **Library Link** you can:

- Search the catalogue;
- View new items;
- View your library messages;
- View and renew your current loans;
- View the library home page;

A separate 'How To' guide describes the steps required to set up **Library Link**.

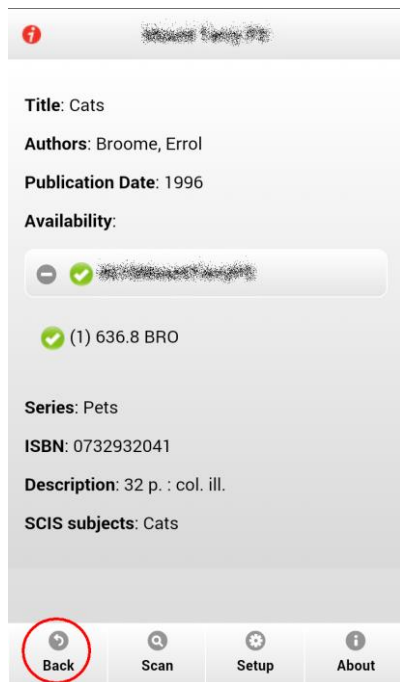
This guide will describe how to use **Library Link** on a mobile device.

Search the catalogue



1. Enter a search term and tap **Search** (magnifying glass)

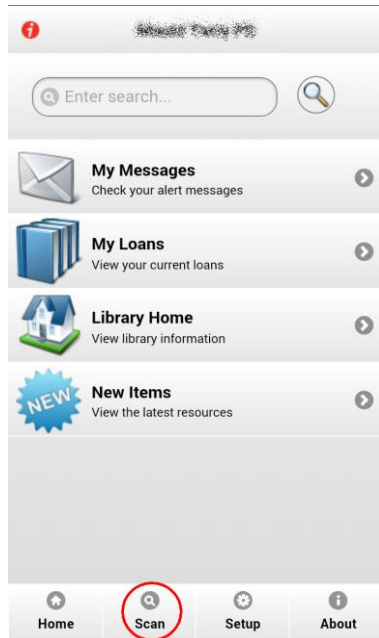
2. A list of Resources matching the search term will be displayed



3. **Show detail**

Tap the **grey arrow** on right to expand one record. Tap **Back** to return to the list.

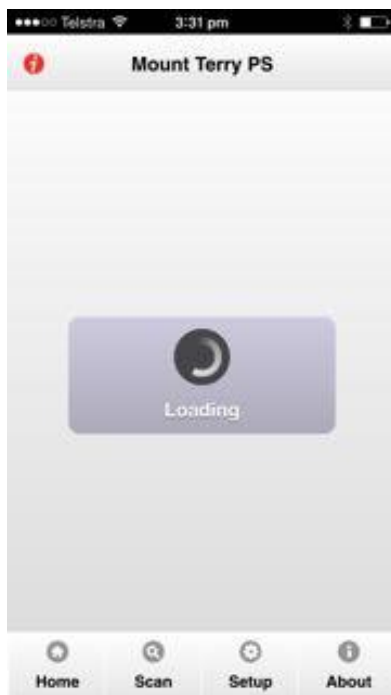
Search by scanning a Barcode



1. Tap **Scan**



2. Point the camera at a barcode. Both **ISBN** and **Library Resource barcodes** will scan.

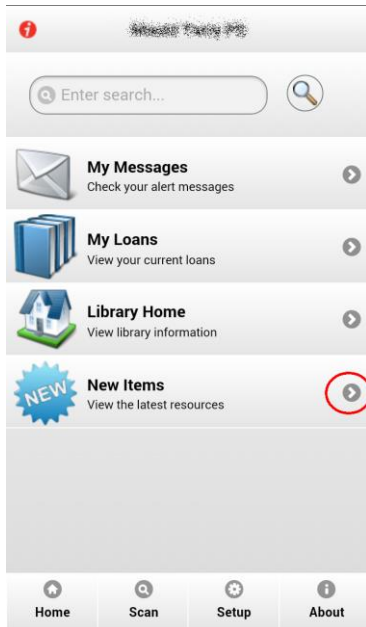


3. The barcode will load and look for a match

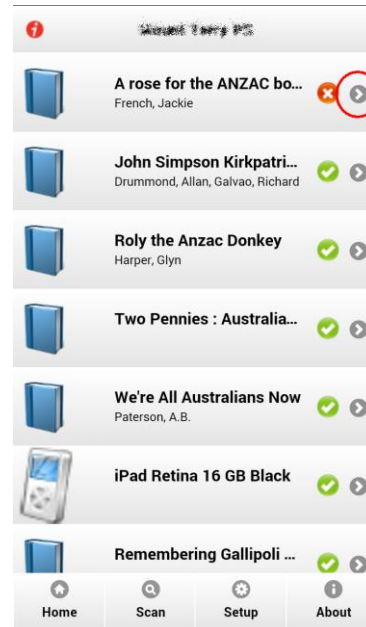


4. The catalogue record that matches the barcode will display.

View New Items



1. Tap **New Items**



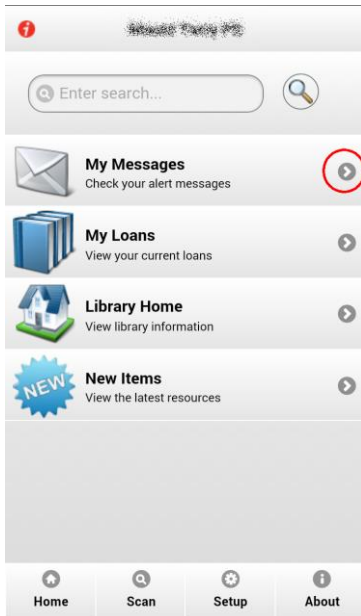
2. New items in the library will display.




3. Show detail

Tap the **grey arrow** on right to expand one record. Tap **Back** to return to the list.

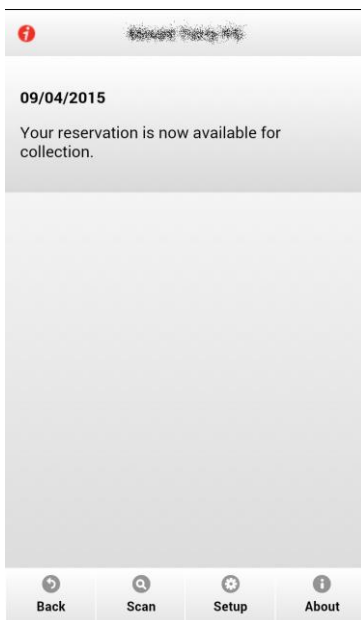
View my messages



1. Tap **My Messages**

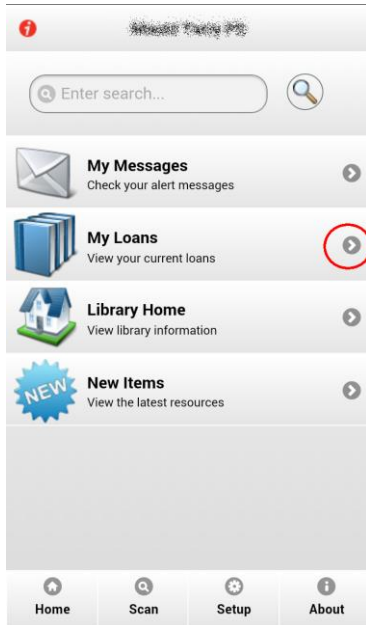


2. A List of your current messages in Oliver Library will display.

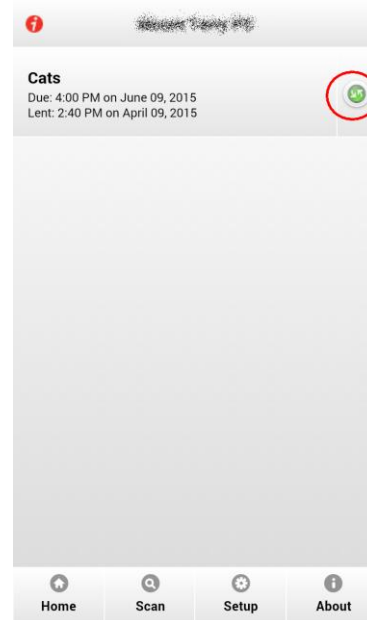


3. Tap the **grey arrow** to see a full message.
Tap **Back** to return to the list.

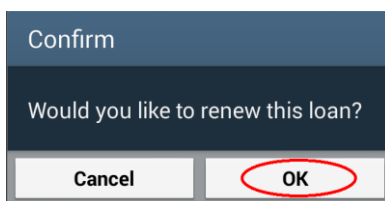
View and renew My Loans




1. Tap **My Loans**



2. A List of your current loans will display. Tap the **Renew** button to renew a loan.

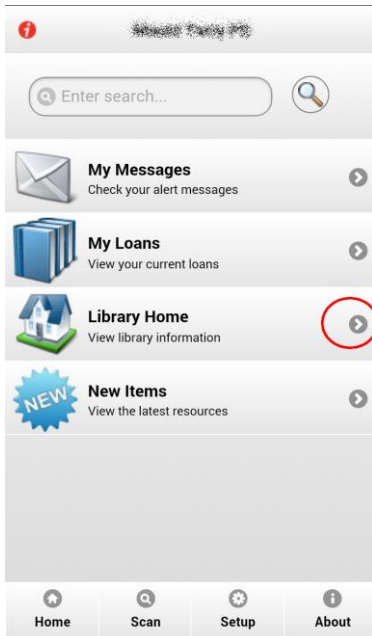


3. Tap OK to confirm.

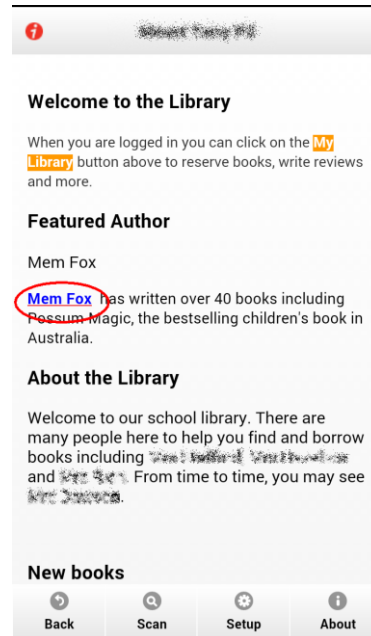


4. The loan is marked as **Renewed**.

View Library Home page



1. Tap Library Home



2. A text version of the library home page will display



3. Tap a link to open it.



Related How To Guides

How to set up the Library Link App on a mobile device.