

AN INTRODUCTION TO PARENTAL CONTROLS

MAY 2016



CONTENTS

- What are they?
- Where can they be set up?
- Some sample tools
- Which tools should you use?
- Open forum

WHAT ARE THEY?

- Parental controls are tools that can help you monitor and limit what your children do online.
- Every tool is different, some functionality includes:
 - Filter and block inappropriate content.
 - Block access to specific websites or applications
 - Control when and for how long your children can go online
 - Be customised for each family member.
- Can be a valuable tool but they are not fool proof
 - Children sometimes figure out a way to get around them
 - Use a different device
 - Controls might not block everything you'd like or could block useful resources

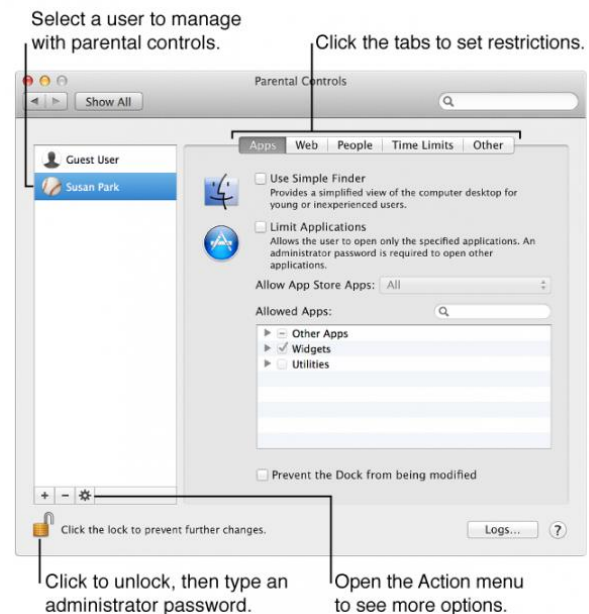
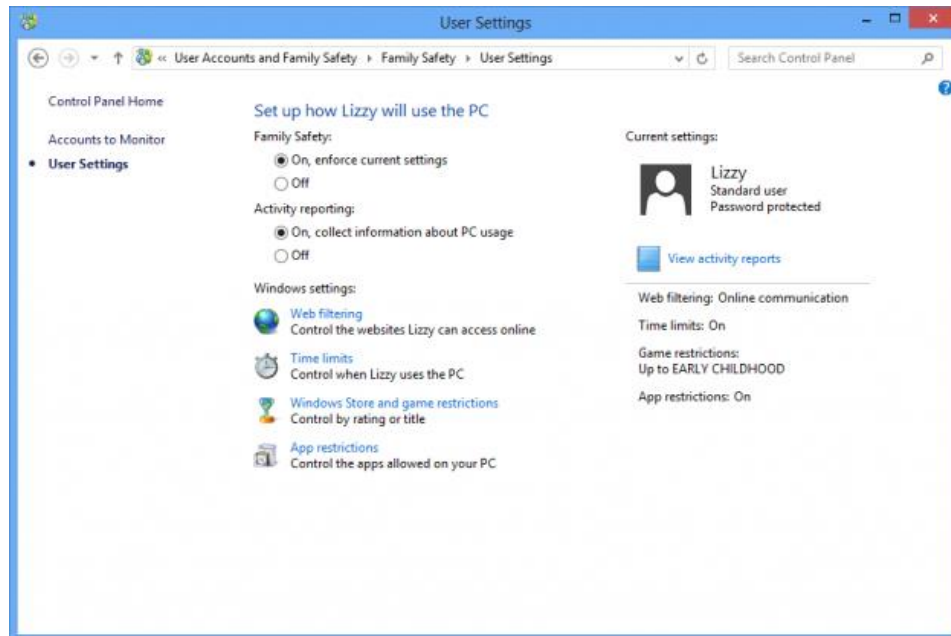
WHERE CAN THEY BE SET UP?

- Three levels
 - Network e.g. home broadband, mobile broadband, modem / router
 - Device e.g. computers, smartphones, tablets, smart televisions, game consoles etc.
 - Application or Service
 - Streaming Services e.g. Netflix
 - Applications e.g. Youtube, internet browser, search engines etc.



SAMPLE TOOLS

SAMPLE TOOLS - WINDOWS, MAC OS X



SAMPLE TOOLS - THIRD PARTY TOOLS

The screenshot shows the 'Norton Family' 'Manage Settings' page. It features a sidebar with navigation options: Profile, Web, Search, Social, Time, Video Premier, App Premier, and Messaging Premier. The main content area is titled 'Settings for Drew' and includes a 'Web Site Settings for Drew' section. This section allows users to supervise web activity by either giving a warning, blocking the site, or monitoring only. Below this, there's a 'Check each site Category below that you want to block from Drew' section with a grid of categories like Abortion, Advertising, Alcohol, Art, Automotive, Business, Computer hacking, Crime, Cult, Discussion & Online interaction, Drugs, Entertainment & Music, File Sharing, Gambling, General, Government, Hate, Health, Job Search, Kids, Legal, Lingerie, Mature Content, Military, News, Online Chat, Personal, Politics, Pornography, Reference / Educational, Travel, Religion, Search, Sex Education, Sexual Orientation, Shopping, Social Networking, Sports, Tobacco, Unintegrated, Violence, Weapons, and Web Proxies. A 'Save' button is at the bottom right.

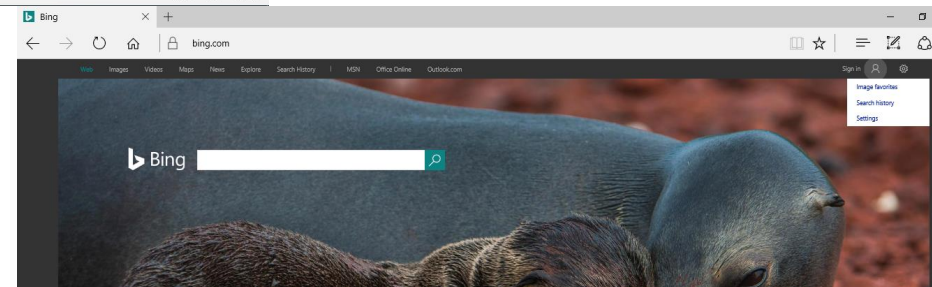
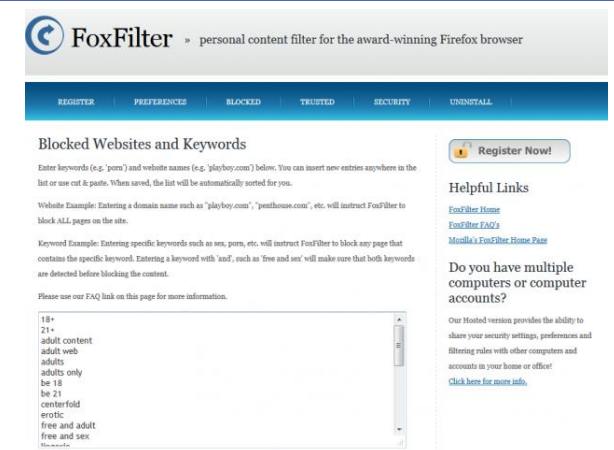
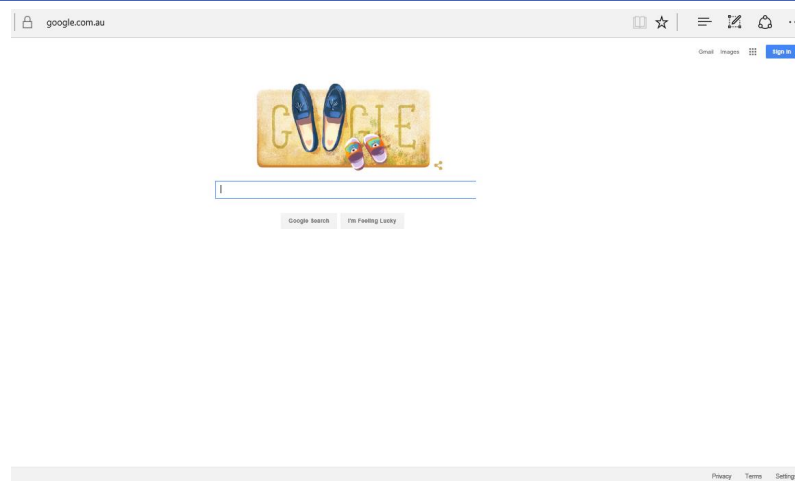
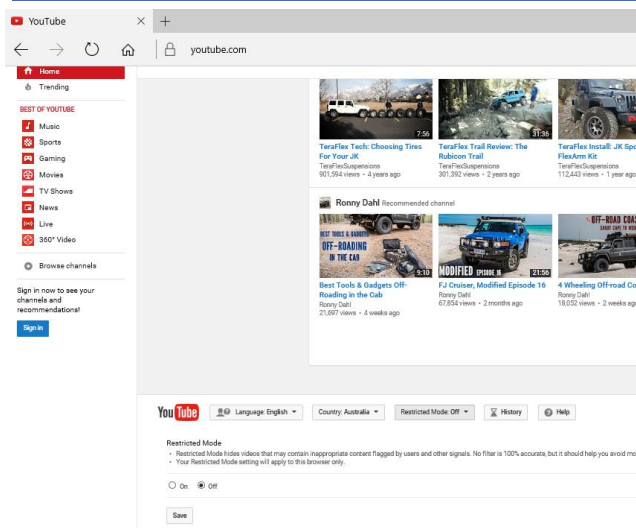
The screenshot shows the 'Family Safety' interface for 'Roland Widder'. It includes a sidebar with navigation options: Overview, Activity reporting, Web Sharing, Time limits, App restrictions, Game restrictions, Requests, and Family Members. The main content area is titled 'Settings for Roland Widder' and includes sections for 'Activity reporting', 'Web filtering', 'Time limits', 'App restrictions', 'Windows Store and game restrictions', and 'Requests'. A 'Save' button is at the bottom right.

The screenshot shows the 'Avira Social Network Protection' interface for 'Bob'. It includes a sidebar with navigation options: Overview, Blog, Contact us, and Account. The main content area is titled 'Overview for Bob' and includes sections for 'Alert Level', 'Friend Analysis', 'Recent Alerted Activity (last 30 days)', 'Friends with Alerts', and 'Photos with Alerts'. A 'Save' button is at the bottom right.

The screenshot shows two overlapping screenshots. The top one is the 'K9 Web Protection Administration' interface, which includes a sidebar with navigation options: HOME, VIEW INTERNET ACTIVITY, SETUP, and GET HELP. The main content area is titled 'Web Categories to Block' and includes a list of categories to block or allow. The bottom one is the 'Qustodio Activity Summary' interface for 'Alexander', which includes a sidebar with navigation options: Activity Summary, Activity Timeline, Web activity, Social activity, and Rules. The main content area is titled 'Alexander's Activity Summary' and includes a line graph showing activity over time, a pie chart showing activity by category, and a list of activity items.

10/05/2016

SAMPLE TOOLS - APPLICATIONS



10/05/2016

8

WHICH TOOLS SHOULD YOU USE?

- Things to consider
 - What networks/devices/applications are used in your household
 - Are devices/applications shared
 - What are you trying to protect your child from
 - How much time do you have to setup and monitor

OPEN FORUM

- Questions
- Comments
- Feedback