

Safe school travel



INFORMATION FOR PARENTS


Tips to improve children's safety around your school

- Children aged four years to under seven years must be secured in a forward facing restraint or booster seat.
- Children aged four years to under seven years cannot travel in the front seat of a vehicle with two or more rows, unless all other back seats are occupied by children younger than seven years in a child restraint or booster seat.
- Children should always get in and out of the car through the rear kerb side or 'safety door'.
- Always drop your children on the school side of the road.
- Meet your children on the school side of the road, preferably at the school gate – particularly in wet weather.
- NEVER call to your children from across the road. Teach them to wait until you come to them. Talk with them about what they should do if you are not there on time.
- Children up to at least eight years old should hold an adult's hand in the car park, on the footpath and when crossing the road. Children between eight and at least ten years old should be closely supervised by an adult in the traffic environment and should hold an adult's hand when crossing the road.
- Talk your child through the 'STOP! LOOK! LISTEN! THINK!' routine every time you cross the road together:
 - **STOP!** One step back from the kerb.
 - **LOOK!** For traffic to your right, left and right again.
 - **LISTEN!** For the sounds of approaching traffic.
 - **THINK!** Whether it is safe to cross.
- Always look and listen for traffic as you cross the road.

- Always slow to 40km/h when travelling in an operating school zone.
- Always obey parking signs as these signs help save children's lives.
- NEVER leave a child of any age in a vehicle without adult supervision. A small child may rapidly suffer dehydration, heat exhaustion and consequent organ failure. Older children could play games that may lead to tragedy.
- Always drop-off and pick-up your children from your school's designated area, following your school's road safety procedures with care and courtesy.

- Many schools have adopted a school 'Drop-off and Pick-up' zone – a facility that is convenient for drivers while enhancing the safety of children.

For a free copy of the *School 'Drop-off and Pick-up' initiative brochure*, Stock No 4509 4011, containing information on establishing this initiative at your school, contact the RTA.



Offence and penalty when committed in an operating school zone

Offence	Minimum Fine	Minimum loss of demerit points
If you stop or park on or near:		
• A pedestrian crossing	\$344	2
• A children's crossing	\$344	2
• Any marked foot crossing	\$344	2
If you double park	\$258	2
If you park on a footpath	\$143	2
If you park illegally in a:		
• NO STOPPING ZONE	\$258	2
• NO PARKING ZONE	\$143	2
• BUS ZONE	\$258	2
If you make an illegal U-turn	\$258	3
If you exceed 40km/h in an operating school zone in a light vehicle by:		
• 10 km/h and under	\$150	2*
• More than 10km/h but less than 20 km/h	\$271	4*
• More than 20km/h but less than 30 km/h	\$451	5*
• More than 30km/h but less than 45 km/h	\$872	6*
• More than 45 km/h	\$1,987	7*
If you use a mobile phone	\$344	4
If you fail to give way to a pedestrian	\$344	4
If you reverse unsafely	\$201	3

* These values are higher for provisional drivers and are doubled during designated holiday/long weekend periods.

Parking safely **near the school**

INFORMATION FOR PARENTS



Parking unsafely can put children's lives at risk. Increased fines and loss of demerit points apply when certain offences are committed in an operating school zone.

Parking or stopping on or near a pedestrian crossing

The minimum penalty of a \$344 fine and the loss of 2 demerit points applies for stopping or parking a vehicle on or near:

- A pedestrian crossing.
- A children's crossing.
- Any marked foot crossing.

The following behaviours put children at risk outside the school

- Calling children across the road.
- Dropping children on the wrong side of the road.
- Leaving children in a vehicle without adult supervision.
- Double parking.
- Parking in a bus zone or driveway.
- Making an illegal U-turn.

Double parking


The minimum fine for double parking is \$258 and the loss of 2 demerit points.

Making an illegal U-turn

The minimum penalty for making an illegal U-turn is a \$258 fine and the loss of 3 demerit points.

Parking on the footpath


The minimum penalty for parking on a footpath or across a driveway is \$143 and the loss of 2 demerit points.



The minimum fine for parking here is \$143 and the loss of 2 demerit points.



The minimum fine for parking here is \$143 and the loss of 2 demerit points.



The minimum fine for parking here is \$258 and the loss of 2 demerit points.



The minimum fine for parking here is \$258 and the loss of 2 demerit points.

40km/h school zones



INFORMATION FOR PARENTS

The 40km/h school zone slows traffic in the vicinity of the school.

Most 40km/h school zones operate between 8am and 9:30am and from 2:30pm till 4pm. The 40km/h school zone speed limit must be observed even if school children cannot be seen.

A 40km/h school zone operates on all gazetted school days including staff development days (pupil free days).

While some schools may operate on different term dates, school zone speed limits MUST be adhered to during NSW Government determined school terms.

Gazetted school term dates for 2010, 2011, 2012 and 2013 are listed below.

Gazetted school term dates can be found on the RTA website and

the websites of the NSW Board of Studies and the NSW Department of Education and Training.

Western Division

A small number of schools in the Western Division of NSW commence the school year one week later than schools in the remainder of the state.

Non-standard 40km/h school zone times

There are a small number of non-standard school zone times in NSW. Red signs at these schools display the non-standard times which apply.

The minimum penalty for speeding in an operating 40km/h school zone is a \$150 fine and the loss of 2* demerit points.

Dragon's teeth road markings

To increase motorists' awareness of 40km/h school zones, triangular dragon's teeth road markings indicate that the vehicle is entering a school zone.



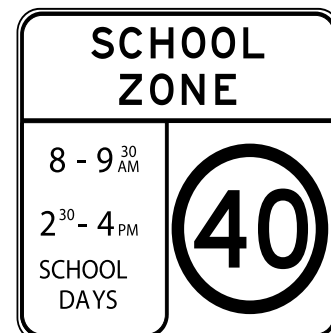
GAZETTED SCHOOL TERM DATES

	2010	2011	2012	2013
TERM 1	27 January to 1 April	28 January to 8 April	27 January to 5 April	29 January to 12 April
TERM 2	19 April to 2 July	26 April to 1 July	23 April to 29 June	29 April to 28 June
TERM 3	19 July to 24 September	18 July to 23 September	16 July to 21 September	15 July to 20 September
TERM 4	11 October to 17 December	10 October to 20 December	8 October to 21 December	8 October to 20 December

Minimum fines and loss of demerit points for exceeding the 40km/h speed limit in an operating school zone

If you exceed 40km/h in an operating school zone in a light vehicle by:	Minimum fine	Minimum loss of demerit points
• 10 km/h and under	\$150	2*
• More than 10km/h but less than 20 km/h	\$271	4*
• More than 20km/h but less than 30 km/h	\$451	5*
• More than 30km/h but less than 45 km/h	\$872	6*
• More than 45 km/h	\$1,987	7*

*These values are higher for provisional drivers and are doubled during designated holiday/long weekend periods.



Safety around **school buses**



INFORMATION FOR PARENTS

- There is a 40km/h speed limit for traffic passing a school bus that is picking up or setting down school children.
- This speed limit is for all traffic travelling in the same direction as the bus, whether the bus is stationary or moving.
- The 40km/h speed limit must be obeyed when the rear 'wig-wag' lights on the bus flash.
- Flashing headlights on these buses also alert oncoming motorists that children are close by.
- A fine and the loss of demerit points will apply for failing to observe the 40km/h speed limit for traffic passing a school bus when the 'wig-wag' lights are showing.
- If you park illegally in a bus zone, there is a minimum fine of \$258 and the loss of 2 demerit points.



1. Penalties for stopping on or near a pedestrian crossing **in an operating school zone**



- For the safety of all school children, please do not stop or park your vehicle on or near any pedestrian crossing.
- The minimum penalty of a \$344 fine and the loss of 2 demerit points applies if you stop or park a vehicle on or near:
 - A pedestrian crossing.
 - A children's crossing.
 - Any marked foot crossing.
- The minimum penalty for failing to give way to a pedestrian is a \$344 fine and the loss of 4 demerit points.

For a free copy of the brochure, *Pedestrian crossings*, Stock No 4509 4455, contact the RTA.



For further enquiries www.rta.nsw.gov.au | 13 22 13

Move Ahead with Street Sense is a road safety education program delivered as part of the PDHPE program in all NSW primary schools

August 2010 RTA/Pub. 10.243E Stock No 4509 4518



2. Click clack **front 'n' back**



- New national child restraint laws for 0–7 year olds now apply. Find the right child restraint for your child:
 - **0–6 months** Approved rearward facing restraint
 - **6 months – 4 years** Approved rearward or forward-facing restraint
 - **4–7 years** Approved forward-facing restraint or booster seat.
- Make a rule that every child passenger must be securely buckled into a seatbelt or child restraint before you start the car.
- A sleeping child must remain firmly buckled up while the car is in motion.
- Reward your child with lots of praise for good road safety behaviour.
- Assist your young child to buckle up – always check the buckle.
- The minimum penalty for a driver not wearing a seatbelt is a \$258 fine and the loss of 3 demerit points.
- The minimum penalty for driving with an unrestrained passenger is a \$258 fine and the loss of 3 demerit points.

Contact the RTA for a free copy of these brochures. *Child restraint safety ratings*, Stock No 4509 4001, provides guidelines for purchasing a child restraint. *Choose right buckle right*, Stock No 4509 4746, advises on the various types of child restraints and is available in eleven community languages.



For further enquiries www.rta.nsw.gov.au | 13 22 13

Move Ahead with Street Sense is a road safety education program delivered as part of the PDHPE program in all NSW primary schools

August 2010 RTA/Pub. 10.243E Stock No 4509 4518



3. Get in and out of the car using the 'safety door'



- Teach your children to get in and out of the car by the 'safety door'
 - The rear kerb side door of the car is the 'safety door'.
 - Never allow children to get out of the car on the traffic side.
 - When possible, children should remain in the car until an adult opens the 'safety door'. This helps ensure that children get out of the car safely.
 - Children aged four years to under seven years must be secured in a forward facing child restraint or booster seat.
 - Children aged four years to under seven years cannot travel in the front seat of a vehicle with two or more rows, unless all other back seats are occupied by children younger than seven years in a child restraint or booster seat.
 - A child that is properly secured in an approved child restraint is less likely to be killed or injured in a car crash than one who is not.
- Contact the RTA for a free copy of these brochures. *Child restraint safety ratings*, Stock No 4509 4001, provides guidelines for purchasing a child restraint. *Choose right buckle right*, Stock No 4509 4746, advises on the various types of child restraints and is available in eleven community languages.



For further enquiries www.rta.nsw.gov.au | 13 22 13

Move Ahead with Street Sense is a road safety education program delivered as part of the PDHPE program in all NSW primary schools

August 2010 RTA/Pub. 10.243F Stock No 4509 4519



4. Bus kids **Safe kids**



- Hold your child's hand and walk together to the bus stop in the morning.
 - If you cannot be with your child, organise for another trusted adult to accompany them.
 - Meet your child AT the bus stop after school. NEVER wait on the opposite side of the road.
 - When getting off the bus, wait on the footpath until the bus has been driven away. Then together choose the safest place to cross the road, discussing the 'STOP! LOOK! LISTEN! THINK!' routine with your child as you cross.
 - Until they are at least ten years old, children have not developed the maturity required to cross the road safely without holding an adult's hand.
 - Talk with your child about what they should do if you are delayed and cannot meet them as usual.
 - Discuss what they should do if they accidentally get on the wrong bus or miss their regular bus stop.
 - A fine and the loss of demerit points will apply for failing to observe the 40km/h speed limit for traffic passing a school bus when the 'wig-wag' lights are showing.
 - While waiting at the bus stop, stand as far away from the passing traffic as possible. Never wait right at the kerb.
- Your school has copies of the *Move Ahead with Street Sense School Bus Safety Resource* which includes a video for parents and stage-appropriate videos for students.



For a free copy of the brochure, *School bus safety How parents can help*, Stock No 4509 2289, contact the RTA.

For further enquiries www.rta.nsw.gov.au | 13 22 13

Move Ahead with Street Sense is a road safety education program delivered as part of the PDHPE program in all NSW primary schools

August 2010 RTA/Pub. 10.243F Stock No 4509 4519



5. Wait until the bus has gone and then choose a safe place to cross



Your child is most at risk in the minutes after getting off the bus. To reduce this risk you can:

- Meet your child (or arrange for another trusted adult to meet your child) AT the bus stop.
- Wait until the bus has been driven away before choosing the safest place to cross the road, then follow the usual road crossing procedure:
STOP! One step back from the kerb.
LOOK! For traffic to your right, left and right again.
LISTEN! For the sounds of approaching traffic.
THINK! Whether it is safe to cross.
Always look and listen for traffic as you cross the road.

- As a driver, remember: *When the lights on the bus go 'Flash, flash, flash', you must slow down to 40 km/h.*

Your school has copies of the *Move Ahead with Street Sense School Bus Safety Resource* which includes a video for parents and stage-appropriate videos for students.

For a free copy of the brochure, *School bus safety How parents can help*, Stock No 4509 2289, contact the RTA.



For further enquiries www.rta.nsw.gov.au | 13 22 13

Move Ahead with Street Sense is a road safety education program delivered as part of the PDHPE program in all NSW primary schools

August 2010 RTA/Pub. 10.243G Stock No 4509 4520



6. Wear a helmet and ride in a safe place away from the road



- Check that your child wears a bicycle helmet when playing or riding on wheels – bikes, foot scooters, rollerskates, skateboards or rollerblades. The helmet should be firmly buckled so it fits without wobbling or slipping to the sides. It must protect the forehead.
- Your child's helmet must comply with the Australian and New Zealand Standards (AS/NZ2063). It must be securely fitted and fastened on the rider's head.
- Although children quickly learn to pedal, steer and brake, they are not ready to ride with traffic on the road.
- Children under twelve and those adults accompanying them may ride on the footpath, unless there are signs specifically prohibiting cycling.

- When riding on the footpath, cyclists must keep to the left and give way to pedestrians. Children need to take special care at driveways as vehicles may be driving in or out. At intersections, children should dismount and wheel the bicycle across the road as a pedestrian, following the usual 'STOP! LOOK! LISTEN! THINK!' procedure.
- Your child must wear a helmet when riding a bike in any public place – it's the law.

For a free copy of a poster outlining the correct fitting and fastening of a bicycle helmet, Stock No 4509 2026; or poster *Always wear your helmet when you ride or skate*, Stock No 4509 2306; or to order the

brochure *The law and safety advice for bicycles, foot scooters, skateboards and rollerblades* Stock No 4509 2307, contact the RTA.



For further enquiries www.rta.nsw.gov.au | 13 22 13

Move Ahead with Street Sense is a road safety education program delivered as part of the PDHPE program in all NSW primary schools

August 2010 RTA/Pub. 10.243G Stock No 4509 4520



7. Hold an adult's hand

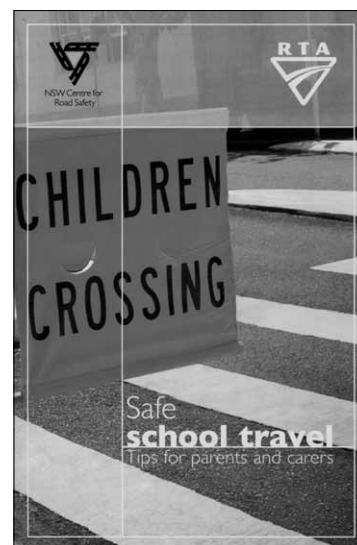


They might try very hard to observe all the road safety rules, but children are easily distracted, often too short to be seen by drivers, unable to identify dangers and tend to act impulsively.

- Talk with your children about safe behaviour on the footpath – it is not a safe place to play. Include discussion on the dangers posed by heavy vehicles which may be entering or exiting driveways.
- Until your child is at least eight years old, hold their hand:
 - On the footpath.
 - In the car park.
 - When crossing the road.

- Between eight and at least ten years old, supervise your child very closely, holding their hand when crossing the road.
- If you cannot be with your child, organise for another trusted adult to accompany them.
- After school, meet your child AT the school gate. At the end of the school day children may be excited, distracted and tired and may not concentrate on road safety.

For a free copy of the brochure, *Safe school travel Tips for parents and carers*, Stock No 4509 2292, contact the RTA.



For further enquiries www.rta.nsw.gov.au | 13 22 13

Move Ahead with Street Sense is a road safety education program delivered as part of the PDHPE program in all NSW primary schools

August 2010 RTA/Pub. 10.243H Stock No 4509 4521



8. Please take me to the right side of the road Don't leave me on the wrong side of the road



Child pedestrians are at greater risk of injury than adults.

- After school, meet your child at the school gate. If driving, park the car safely and legally, get out and walk to the school gate.
- If you are unable to meet your child, arrange for another trusted adult to meet them.
- Until they are at least eight years old, hold your child's hand on the footpath, in the car park and when crossing the road. Until they are at least ten years old, hold your child's hand when crossing the road.

- If your child comes home on the school bus, meet your child AT the bus stop, before choosing the safest place to cross.
- Talk with your child about what to do if you are late.
- Reward your children with lots of attention and praise for good road safety behaviour.

For a free copy of the brochure, *Safe school travel Tips for parents and carers*, Stock No 4509 2292, contact the RTA.



For further enquiries www.rta.nsw.gov.au | 13 22 13

Move Ahead with Street Sense is a road safety education program delivered as part of the PDHPE program in all NSW primary schools

August 2010 RTA/Pub. 10.243H Stock No 4509 4521



9. Driving and parking safely near the school



- School opening and closing times are busy times for pedestrian and vehicular traffic outside the school. Drivers have a responsibility to ensure the safety of all children.
- Always take extra care in 40km/h school zones, which operate on each gazetted school day.
- Park safely even if it means walking further to the school gate.
- Observe all parking signs – they are planned with children's safety in mind. Fines and demerit points apply if you park illegally.
- NEVER double park – it puts children at risk.

- Model safe and considerate behaviour for your child – they will learn from you.
- Slow down near the school crossing.
- At a supervised crossing, observe the directions of the school crossing supervisor.



Minimum fines and loss of demerit points for exceeding the 40km/h speed limit in an operating school zone

If you exceed 40km/h in an operating school zone in a light vehicle by:	Minimum fine	Minimum loss of demerit points
• 10 km/h and under	\$150	2*
• More than 10km/h but less than 20 km/h	\$271	4*
• More than 20km/h but less than 30 km/h	\$451	5*
• More than 30km/h but less than 45 km/h	\$872	6*
• More than 45 km/h	\$1,987	7*

*These values are higher for provisional drivers and are doubled during designated holiday/long weekend periods.

For further enquiries www.rta.nsw.gov.au | 13 22 13

Move Ahead with Street Sense is a road safety education program delivered as part of the PDHPE program in all NSW primary schools

August 2010 RTA/Pub. 10.2431 Stock No 4509 4522




10. Avoiding traffic congestion around the school



- Allocate enough time to get your child to the school gate safely and without rushing.
- Always observe the parking signs outside the school. They are designed to keep children safe.
- NEVER PARK ILLEGALLY:
 - In the school driveway.
 - On or near the school crossing.
 - In the school bus bay.
 - In the 'NO PARKING' zone.
- NEVER DOUBLE PARK: It:
 - Blocks the vision of other drivers.
 - Forces children onto the road.
 - Obstructs the flow of traffic.

Offence and penalty when committed in an operating school zone

Offence	Minimum fine	Minimum loss of demerit points
If you stop or park on or near:		
• A pedestrian crossing	\$344	2
• A children's crossing	\$344	2
• Any marked foot crossing	\$344	2
If you double park	\$258	2
If you park on a footpath	\$143	2
If you park illegally in a:		
• NO STOPPING ZONE	\$258	2
• NO PARKING ZONE	\$143	2
• BUS ZONE	\$258	2
If you make an illegal U-turn	\$258	3
If you use a mobile phone	\$344	4
If you fail to give way to a pedestrian	\$344	4
If you reverse unsafely	\$201	3



*These values are higher for provisional drivers and are doubled during designated holiday/long weekend periods.

For further enquiries www.rta.nsw.gov.au | 13 22 13

Move Ahead with Street Sense is a road safety education program delivered as part of the PDHPE program in all NSW primary schools

August 2010 RTA/Pub. 10.2431 Stock No 4509 4522




1.1. Safe driving in 40km/h school zones

- The 40km/h school zone slows traffic in the vicinity of the school.
- Most 40km/h school zones operate between 8am and 9.30am and 2.30pm till 4pm on each gazetted school day. Gazetted school term dates for 2010, 2011, 2012 and 2013 are listed to the right.
- The 40km/h school zone speed limit must be observed even if school children are not visible.
- Take extra care near the school crossing.
- Follow the directions of the school crossing supervisor on supervised school crossings.
- 40km/h school zones operate on each gazetted school day. For further information, check the RTA website www.rta.nsw.gov.au

GAZETTED SCHOOL TERM DATES				
	2010	2011	2012	2013
TERM 1	27 January to 1 April	28 January to 8 April	27 January to 5 April	29 January to 12 April
TERM 2	19 April to 2 July	26 April to 1 July	23 April to 29 June	29 April to 28 June
TERM 3	19 July to 24 September	18 July to 23 September	16 July to 21 September	15 July to 20 September
TERM 4	11 October to 17 December	10 October to 20 December	8 October to 21 December	8 October to 20 December

Minimum fines and loss of demerit points for exceeding the 40km/h speed limit in an operating school zone

If you exceed 40km/h in an operating school zone in a light vehicle by:	Minimum fine	Minimum loss of demerit points
• 10 km/h and under	\$150	2*
• More than 10km/h but less than 20 km/h	\$271	4*
• More than 20km/h but less than 30 km/h	\$451	5*
• More than 30km/h but less than 45 km/h	\$872	6*
• More than 45 km/h	\$1,987	7*



*These values are higher for provisional drivers and are doubled during designated holiday/long weekend periods.

For further enquiries www.rta.nsw.gov.au | 13 22 13

Move Ahead with Street Sense is a road safety education program delivered as part of the PDHPE program in all NSW primary schools

August 2010 RTA/Pub. 10.243| Stock No 4509 4523

1.2. Safety around school crossings

- Ensure that your child always uses the school crossing – it is the safest point of entry to the school.
- Where there is a school crossing **supervisor** at a school crossing:
 - Pedestrians must wait on the footpath, at least one step back from the edge of the road, until the school crossing supervisor indicates that it is safe to cross.
 - Drivers must not proceed until:
 - The crossing supervisor's hand-held sign is no longer displayed; or
 - The crossing supervisor indicates that the motorist may proceed through the crossing.
- Where there is an **unsupervised** children's crossing:
 - Drivers must stop at the white line if pedestrians are waiting to cross or are crossing, when the 'CHILDREN CROSSING' flags are displayed. Drivers must remain stationary until the crossing is completely clear of pedestrians.
 - Drivers need to know that a children's crossing is a part-time crossing that operates before and after school hours, and at times when children are using the crossing, such as for excursions or during lunchtimes.
- The minimum penalty of a \$344 fine and the loss of 2 demerit points applies if you park or stop on or near:
 - A pedestrian crossing.
 - A children's crossing.
 - Any marked foot crossing.
- The minimum penalty of a \$344 fine and the loss of 4 demerit points applies for failure to give way to a pedestrian.



For further enquiries www.rta.nsw.gov.au | 13 22 13

Move Ahead with Street Sense is a road safety education program delivered as part of the PDHPE program in all NSW primary schools

August 2010 RTA/Pub. 10.243| Stock No 4509 4523