

Year 1 Learning from Home Program

Week 10	Monday 30/3	Tuesday 31/3	Wednesday 1/4	Thursday 2/4	Friday 3/4
Morning	<p>English Daily writing: The most delicious meal I've ever had.</p> <p>Daily Reading: Read 15 minutes to a family member.</p> <p>Story of the week: Misery moo, Jeanne Willis Watch the video and listen to the story: https://drive.google.com/file/d/1PZxlgvDY_BCxU9dqJLGG7tXVVDxQIOn/view?usp=sharing</p> <ul style="list-style-type: none"> Activity: Write and draw about your favourite part. <p>Spelling: Word families 'fl-', 'fr-'</p> <ul style="list-style-type: none"> Brainstorm 'fl-', 'fr-' words. Practice reading and writing them. Write 3 sentences for each word family using these words. <p>Handwriting: Letter of the week 's' S Practice writing your 's' S ' the correct way.</p>	<p>English Daily writing: If I was an animal, I would be a...</p> <ul style="list-style-type: none"> Why would you want to be this animal. Write about all the things you would do if you were this animal. <p>Daily Reading: Read 15 minutes to a family member.</p> <p>Story of the week: Misery moo, Jeanne Willis Watch the video and listen to the story: https://drive.google.com/file/d/1PZxlgvDY_BCxU9dqJLGG7tXVVDxQIOn/view?usp=sharing</p> <ul style="list-style-type: none"> Activity: Describe a character. <p>Spelling: Practice reading and writing your sight words.</p>	<p>English Daily writing: Write about your family and describe what you love most about them.</p> <p>Daily Reading: Read 15 minutes to a family member.</p> <p>Spelling: Practice reading and writing your sight words.</p> <p>Story of the week: Misery moo, Jeanne Willis Watch the video and listen to the story: https://drive.google.com/file/d/1PZxlgvDY_BCxU9dqJLGG7tXVVDxQIOn/view?usp=sharing</p> <ul style="list-style-type: none"> Activity: Write a book review. 	<p>English Daily writing: The toys were walking all over my bed!</p> <p>Daily Reading: Read 15 minutes to a family member.</p> <p>Spelling: Practice reading and writing your sight words.</p> <p>Grammar and punctuation: Proper nouns are special names of specific people, places or things. They start with a capital letter. Some examples include Sydney, Ryde Public School and Mr Ta.</p> <ul style="list-style-type: none"> Think of and write ten proper nouns? Don't forget to start each one with a capital letter! 	<p>English Daily writing: The day all the colour disappeared from the world. Post to Seesaw!</p> <p>Daily Reading: Read 15 minutes to a family member.</p> <p>Spelling: Practice reading and writing your sight words.</p> <p>Grammar and punctuation: Common nouns are general names of people, places or things. They start with a lower-case letter. Some examples include cow, cheetah and farm.</p> <ul style="list-style-type: none"> Try to find and write down 10 common nouns in the book you read today. <p>Listen to a story: Choose a story to listen to.</p> <ul style="list-style-type: none"> Write about your favourite part. Draw what you think the story looks like. https://drive.google.com/drive/folders/1-AXzz28fF39_QJgaZv0adSSJOUWU689?usp=sharing
Break					
Middle	<p>Mathematics Topic of the week: Patterns & Algebra</p> <ul style="list-style-type: none"> Powerpoint Presentation https://docs.google.com/presentation/d/1FW7H6r5GQVU5T7eElpvi0ix1L_XYDbYNGpL08YIcB1w/edit?usp=sharing Matific - Aim for 5 stars! <p>Geography</p>	<p>Mathematics</p> <ul style="list-style-type: none"> Seesaw activities Matific - Aim for 5 stars! <p>History The future is something that hasn't happened yet, but will. We don't know what is going to happen, but we can imagine!</p>	<p>Mathematics</p> <ul style="list-style-type: none"> Problem solving Matific - Aim for 5 stars! <p>Science Continue your information booklet about an animal you started last week..</p>	<p>Mathematics</p> <ul style="list-style-type: none"> Patterns and Algebra activity Matific - Aim for 5 stars! <p>PDHPE Watch the video on how to create your healthy plate.</p>	<p>Mathematics</p> <ul style="list-style-type: none"> Matific - Aim for 5 stars! <p>CAPA 1. 'Zumba Kids' Dance "I Like To Move It" - https://www.youtube.com/watch?v=vmigWt5TOV8</p>

	Continue your weather journal. What has been the coldest day you recorded? What was the weather like? Seesaw: Draw a picture of what you did on that day and upload it.	Draw and write about what you want to be when you grow up? What are your reasons?	An animal's <i>habitat</i> is where it lives. <ul style="list-style-type: none"> Research your chosen animal's <i>habitat</i>. Create a page in your booklet about your animal's <i>habitat</i>. Seesaw: Log in and complete the Habitat activity.	https://www.youtube.com/watch?v=Ebm04EO91_U Seesaw: Take a picture of your healthy plate at home and explain why it is important to eat a balanced diet.	2.Create a poster (on a device or paper) about 'Safe Dance Practice' and write why it is important. Make sure to include: <ul style="list-style-type: none"> Warming up Stretching Cool Down Why exercise and creativity is important.
Break					
Afternoon	Home learning Learn a new recipe and help your parents cook! <i>Optional:</i> Upload a picture of the dish you have helped prepare to SeeSaw.	PDHPE Follow this fitness routine! See if you can get your parents involved too. https://www.youtube.com/watch?v=5if4cjO5nxo	Home learning Play a board game with your family (e.g. Monopoly, Scrabble)!	CAPA Follow the instructions to draw a shark! https://www.youtube.com/watch?v=wy2-3BxdtYY <i>Optional:</i> Post a picture of your completed shark to SeeSaw.	Home learning Ask your parents to share three of their favourite musical artists with you. Write down the new songs/artists you have listened to and what you thought of them.

Additional Stage 1 Resources

- Inquisitive: Access to HSIE and Science resources: Year 1 Code: <http://inq.co/class/fsm> (Access code 4379) Year 2 Code: <http://inq.co/class/i1a> (Access code 2442)*
- Premier's Reading Challenge - If you would like to read/listen to some of the Premier's Reading Challenge books, click this link: https://drive.google.com/drive/folders/1brYp_6K44GICqW_zXE14K7VZbWCr6k_M?usp=sharing*
- More information can be found on the Learning from home Hub which now includes advice for parents and carers to help your child continue to learn if they are not able to attend school. <https://education.nsw.gov.au/teaching-and-learning/curriculum/learning-from-home/advice-to-parents-and-carers>*

If you go for lessons with the teachers below, you can access their resources:





Mrs Tall Mrs Kenworthy	https://www.uniteforliteracy.com/ https://learnenglishkids.britishcouncil.org/Wonderful words, creative stories: beach Wonderful words, creative stories: pets https://www.scottle.edu.au/ec/viewing/L8739/index.html	Ms Morcom	<ul style="list-style-type: none"> Write out the sounds a, m, s, t, l, f, d, r, o, g, l, u, c. g. h. Revise the sounds. Make some 2 and 3 letter words. Read these words the fast and slow way. Play eye spy with sounds e.g l spy with my little eye something beginning with m. The players take turns in guessing. The spied item could be a mat or mug or microwave.
-----------------------------------	--	------------------	---

Problem Solving

<p>1. Sam saw 15 rabbits in the field. 7 rabbits hopped away. How many are left in the field?</p>	<p>2. Jack had 17 magic beans. He accidentally dropped 4. How many does he have left?</p>
<p>3. A taxi can carry 5 passengers. How many people can 3 taxis carry?</p>	<p>4. There are 13 shoes in the classroom. Someone has forgotten a shoe! How many students were in the class (remember, each student can wear two shoes).</p>

Patterns and Algebra Activity

1 Write the missing numbers.

Colour	Rule	Number pattern
	add 5	5, 10, 15, __, __, __, __, __, __, __
	take 2	24, 22, 20, __, __, __, __, __, __, __
	add 3	3, 6, 9, __, __, __, __, __, __, __, __
	take 4	44, 40, 36, __, __, __, __, __, __, __

2 Colour each of the number patterns in the number grid.

1	2	3	4	5	6	7	8	9	10
11	12	13	14	15	16	17	18	19	20
21	22	23	24	25	26	27	28	29	30
31	32	33	34	35	36	37	38	39	40
41	42	43	44	45	46	47	48	49	50


Handwriting does NOT have to be printed and completed on this page. Students are encouraged to practise writing on blank or lined paper.

S s

S S S S S

s s s s s

Draw something that starts with 's'.



S s S s S s S

S S S S S S S

s s s s s s s

Snake and sit start with an s.

Snake sit Snake sit Snake sit

Snake starts with an

