





Year 1 Learning from Home Program - Term 2

Week 1	Optional Activities: Originally for Tuesday 28/4	Wednesday 29/4	Thursday 30/4	Friday 1/5
Morning	<p>English Daily writing: Write about one thing you do really well.</p> <p>Daily Reading: Read 15 minutes to a family member.</p> <p>Story of the week: Miss Nelson is missing! Watch the video and listen to the story: Link: Miss Nelson is missing.wmv</p> <ul style="list-style-type: none"> ● Activity: Describe the characters in the story. <p>Spelling: Sort the blends gl gr glad grumpy grow glass great glam green glow grew glitter</p>	<p>English Daily writing: What would happen if it really did rain cats and dogs.</p> <p>Daily Reading: Read 15 minutes to a family member.</p> <p>Story of the week: Miss Nelson is missing! Watch the video and listen to the story: Link: Miss Nelson is missing.wmv</p> <ul style="list-style-type: none"> ● Activity: Describe the characters in the story. <p>Spelling: Practice reading and writing your spelling words.</p> <p>Handwriting: Practise writing your numbers the correct way.</p>	<p>English Daily writing: Write a diary entry for what you did yesterday - in the morning, afternoon and evening.</p> <p>Daily Reading: Read 15 minutes to a family member.</p> <p>Story of the week: Miss Nelson is missing! Watch the video and listen to the story: Link: Miss Nelson is missing.wmv</p> <ul style="list-style-type: none"> ● Activity: Describe the characters in the story. <p>Grammar and punctuation: Adjectives Adjectives describe nouns and come before them. Write an adjective for each of these nouns and use both in a sentence.</p> <p>----- flower -----cloud -----chair -----banana -----butterfly -----crab</p>	<p>English Daily writing: Post to Seesaw What is the favourite room in your house? Describe how it looks and explain how and when you use it.</p> <p>Daily Reading: Read 15 minutes to a family member.</p> <p>Spelling: Practice reading and writing your sight words.</p> <p>Listen to a story: Choose a story to listen to.</p> <ul style="list-style-type: none"> ● Write about your favourite part. Draw what you think the story looks like. ● Link: Listen to a story
Break				
Middle	<p>Mathematics</p> <ul style="list-style-type: none"> ● Whole number activity. ● Matific - Aim for 5 stars! <p>PDHPE - Dance Warm up: Thought Bubbles Cosmic Kids Zen Den - Mindfulness for kids Dance/Movement Lesson: Practice our dance 'Can't Stop The Feeling' by Justin Timberlake - Trolls: Can't Stop The Feeling GoNoodle</p>	<p>Mathematics</p> <ul style="list-style-type: none"> ● Topic of the week: Whole number Year 1 - Term 2 Week 1 (Whole number) ● Matific - Aim for 5 stars! <p>History Watch the video 'We are Family'. Look at the different families here: Family Snapshots Seesaw: Login and complete the Family snapshot activity.</p>	<p>Mathematics</p> <ul style="list-style-type: none"> ● Seesaw activities ● Matific - Aim for 5 stars! <p>Science View/read the ebook Patterns of the Sun Complete page 1 of the Seesaw activity: Patterns of the sun Watch Ruby's Sunny Day Complete page 2 of the Seesaw activity: Patterns of the sun</p>	<p>Mathematics</p> <ul style="list-style-type: none"> ● Watch these videos to help you complete the Seesaw task. Problem solving on Seesaw - Mathematics ● Problem solving on Seesaw ● Matific - Aim for 5 stars! <p>Global Study Project Follow the schedule for the Global Study Project for Week 1 Global Studies Project</p>

	Guided relaxation: Peace Out Guided Relaxation for Kids 1. Balloon			
Break				
Afternoon	<p>Home learning Have a look at ten different shaped and different coloured leaves that you would find in a garden or the picture below.</p>  <p>Choose your favourite one. Draw your favourite one. Try to colour it the same as it appears on the screen.</p>	<p>PDHPE Create a safe obstacle course like the image below:</p> <p>How long does it take you to complete the course once? Time yourself a second and third time. What is your fastest time? What is your slowest time?</p> 	<p>Home learning Work together to make a family emblem (a picture that represents what people in your family enjoy doing together). For example, if most people in a family like the outdoors and talking about Bears, you might draw the emblem below.</p> <p>Try to think of what most of your family enjoys and draw an emblem.</p> 	<p>CAPA A very famous Italian artist, named Michaelangelo painted on ceilings by laying on his back. Use blu tak or sticky tape to attach a blank piece of paper under a table with enough space for yourself. Try drawing a picture of your favourite day laying on your back.</p> 

Additional Stage 1 Resources


- *Inquisitive: Access to HSIE and Science resources: Year 1 Code: <http://inq.co/class/fsm> (Access code 4379) Year 2 Code: <http://inq.co/class/i1a> (Access code 2442)*
- *Premier's Reading Challenge - If you would like to read/listen to some of the Premier's Reading Challenge books, click this link: [Premier's Reading Challenge Books](#)*
- *Sunshine Online Reading: <https://www.sunshineonline.com.au/> Username - rydeps Password - rydeps*
- *More information can be found on the Learning from home Hub [Advice to parents and carers](#)*

If you go for lessons with the teachers below, you can access their resources:


Mrs Tall Mrs Kenworthy	Check Seesaw	Mrs Manners	Check Seesaw
Mr Murphy	Library Stage 1 program - learning at home	Mrs Morcom	Check Seesaw

Handwriting does NOT have to be printed and completed on this page. Students are encouraged to practise writing on blank or lined paper.

Writing Numbers 0-20




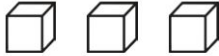
Writing Numbers 0-20

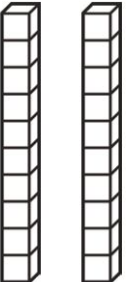



You do NOT have to print out this page. You can do the questions on blank paper.

Week 1 Whole Number Activity

How many tens and ones are there?

	
tens	ones

	
tens	ones

Fill in the missing numbers from these sections of hundred squares.


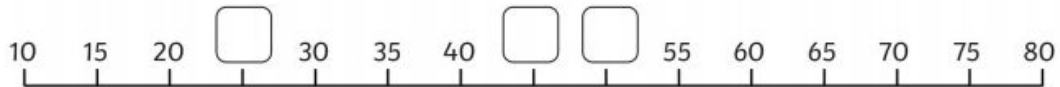
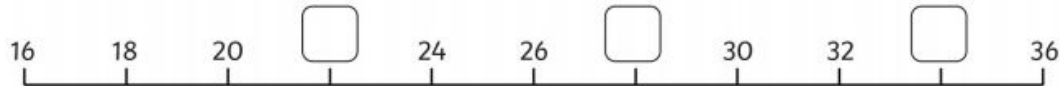
14	15		17
	25	26	

83		85	86
93			96

36	37	
		48
56	57	58

		10
18	19	20
28	29	

Fill in the missing numbers in these number lines.



Order these numbers from smallest to greatest.

8

3

5

Order these numbers from smallest to greatest.

four

six

one