


Year 1 Learning from Home Program - Term 2

Week 2	Monday 4/5	Tuesday 5/5	Wednesday 6/5	Thursday 7/5	Friday 8/5
Morning	<p>English Daily writing: Every time a dog barks, something unusual happens...</p> <p>Daily Reading: Go on Reading Eggs or read 15 minutes to a family member.</p> <p>Story of the week: One tiny turtle Watch the video and listen to the story: Link: One Tiny Turtle.wmv</p> <p>Spelling: Word families ug ut un Sort these words into the correct groups. plug but fun bug nut mud sun scrub tub cut shut butter rub gun stun</p>	<p>English Daily writing: You have discovered a new sickness that makes you turn different colours. What causes it and how do you cure it?</p> <p>Daily Reading: Go on Reading Eggs or read 15 minutes to a family member.</p> <p>Story of the week: One tiny turtle Watch the video and listen to the story: Link: One Tiny Turtle.wmv</p> <ul style="list-style-type: none"> Activity: Describe the characters in the story. <p>Spelling: Practice reading and writing your spelling words.</p> <p>Handwriting: Practice writing I and L</p>	<p>English Daily writing: What is your favourite time of day? Why?</p> <p>Daily Reading: Go on Reading Eggs or read 15 minutes to a family member.</p> <p>Story of the week: One tiny turtle Watch the video and listen to the story: Link: One Tiny Turtle.wmv</p> <ul style="list-style-type: none"> Activity: Describe the characters in the story. <p>Grammar and punctuation: Use 5 of your spelling words in questions. Questions end with a question mark “?” Remember questions expect an answer. Write answers to your questions.</p>	<p>English Daily writing: Pretend you could fly whenever you wanted. Where would you go?</p> <p>Daily Reading: Go on Reading Eggs or read 15 minutes to a family member.</p> <p>Spelling: Practice reading and writing your sight words.</p> <p>Listen to a story: Choose a story to listen to.</p> <ul style="list-style-type: none"> Write about your favourite part. Draw what you think the story looks like. Link: Listen to a story 	<p>English Daily writing: Post to Seesaw Pretend there is no such thing as television, the Internet or video games. What do you do with all your time?</p> <p>Daily Reading: Go on Reading Eggs or read 15 minutes to a family member.</p> <p>Grammar and punctuation: Write questions that begin with these words- Who Where What When Which Why Remember to finish each question with a question mark.”?”</p>
Break					
Middle	<p>Mathematics</p> <ul style="list-style-type: none"> Topic of the week: Data Year 1 - Term 2 Week 2 (Data) Matific - Aim for 5 stars! <p>History Watch the video and meet Molly and Jeongwoon’s families. Think about how your family might be different or the same to their</p>	<p>Mathematics</p> <ul style="list-style-type: none"> Seesaw activities <p>CAPA Watch this video and learn to draw: How To Draw A Poké Ball Folding Surprise - #stayhome and draw #withme</p>	<p>Mathematics</p> <ul style="list-style-type: none"> Offline maths activity - picture graph Matific - Aim for 5 stars! <p>Science - Read the eBook Changing Landscapes Complete the Seesaw activity</p>	<p>Mathematics</p> <ul style="list-style-type: none"> Watch these videos to help you complete the Seesaw task. Problem solving on Seesaw - Mathematics Problem solving on Seesaw 	<p>Mathematics</p> <ul style="list-style-type: none"> Matific - Aim for 5 stars! <p>PDHPE - Dance Warm up Why Are Some People Mean? Cosmic Kids Zen Den - Mindfulness for kids Dance/Movement Lesson: Why Are Some People Mean? Cosmic</p>

	families. Write about your family. Who belongs to your family? What does your family like to do together? Draw it.		Changing Landscapes. Think about how the patterns of the sun will affect the landscape that you drew.	Global Study Project Follow the schedule for the Global Study Project for Week 2 Global Studies Project	Kids Zen Den - Mindfulness for kids Guided relaxation Peace Out Guided Relaxation for Kids 2. Time Out
Break					
Afternoon	Home learning Design your own board game. Explain the rules and play this game with someone.	PDHPE Make up a workout and do it together (eg: 25 star jumps, 20 squats, 15 crunches, hop like a bunny around the lounge room, frog leap your partner)	Home learning Fold paper planes and see how far they will fly. See if you can identify two things that make a plane fly the furthest.	CAPA Use a mirror to draw a self-portrait (this is a painting of yourself). 	Home learning Find a spot where you can see the clouds and spot cloud shapes. You can even lay down on a picnic blanket. Draw what the sky looks like. What do the clouds look like?

Additional Stage 1 Resources

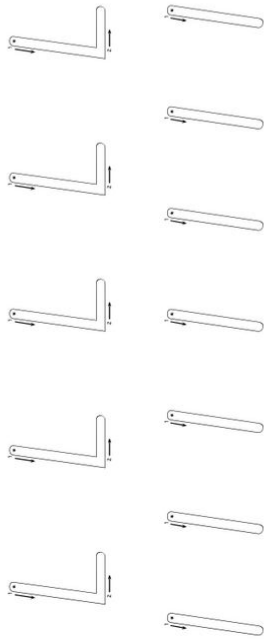
- *Inquisitive: Access to HSIE and Science resources: Year 1 Code: <http://inq.co/class/fsm> (Access code 4379) Year 2 Code: <http://inq.co/class/i1a> (Access code 2442)*
- *Premier's Reading Challenge - If you would like to read/listen to some of the Premier's Reading Challenge books, click this link: [Premier's Reading Challenge Books](#)*
- *Sunshine Online Reading: <https://www.sunshineonline.com.au/> Username - rydeps Password - rydeps*
- *More information can be found on the Learning from home Hub [Advice to parents and carers](#)*

If you go for lessons with the teachers below, you can access their resources:

Mrs Tall Mrs Kenworthy	Check Seesaw	Mrs Manners	Check Seesaw
Mr Murphy	Library Stage 1 program - learning at home	Mrs Morcom	Check Seesaw

Handwriting does NOT have to be printed and completed on this page. Students are encouraged to practise writing on blank or lined paper.

L l



Draw something that starts with 'l'.



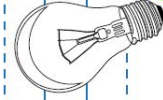
L L L L L L L L L L

l l l l l l l l l l

Lion and light start with an l.

Lion light Lion light Lion

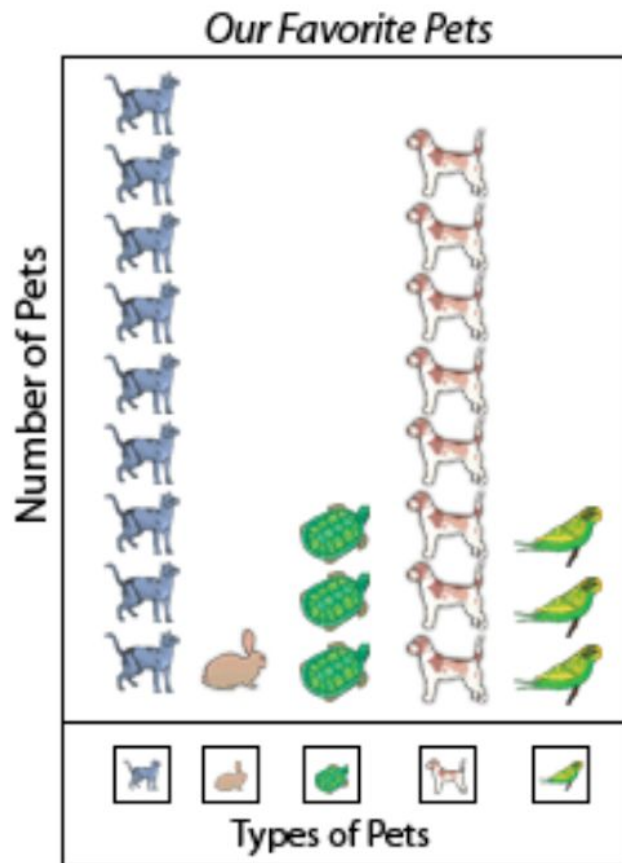
Light starts with an



You do NOT have to print out this page. You can do the questions on blank paper.

Week 2 Data Activity

WHAT CAN YOU TELL ME ABOUT THE FOLLOWING GRAPH?



1. What do you think this graph is about?
2. Write down 2 sentences about the information in this graph e.g. what is the most/least popular pet?
3. Can you write down the number of people that like dogs as a tally?