


Year 2 Learning from Home Program

Week 2	Monday 4/5	Tuesday 5/5	Wednesday 6/5	Thursday 7/5	Friday 8/5
Morning	<p>English Daily writing: Every time a dog barks, something unusual happens...</p> <p>Daily Reading: Go on Reading Eggs or read 15 minutes to a family member.</p> <p>Story of the week: One tiny turtle Watch the video and listen to the story: Link: One Tiny Turtle.wmv</p> <ul style="list-style-type: none"> Activity: Describe the characters in the story. <p>Spelling: sh st sw Sort words into the correct groups start shadow sweep swim fresh must swallow shy shape sweet stain sharp stay sway trust</p>	<p>English Daily writing: You have discovered a new sickness that makes you turn different colours. What causes it and how do you cure it?</p> <p>Daily Reading: Go on Reading Eggs or read 15 minutes to a family member.</p> <p>Story of the week: One tiny turtle Watch the video and listen to the story: Link: One Tiny Turtle.wmv</p> <ul style="list-style-type: none"> Activity: Describe the characters in the story. <p>Spelling: Practice reading and writing your spelling words.</p> <p>Handwriting: Practice writing l and L</p>	<p>English Daily writing: What is your favourite time of day? Why?</p> <p>Daily Reading: Go on Reading Eggs or read 15 minutes to a family member.</p> <p>Story of the week: One tiny turtle Watch the video and listen to the story: Link: One Tiny Turtle.wmv</p> <ul style="list-style-type: none"> Activity: Describe the characters in the story. <p>Grammar and punctuation: Use 5 of your spelling words in questions. Questions end with a question mark “?” Remember questions expect an answer. Write answers to your questions.</p>	<p>English Daily writing: Pretend you could fly whenever you wanted. Where would you go?</p> <p>Daily Reading: Go on Reading Eggs or read 15 minutes to a family member.</p> <p>Spelling: Practice reading and writing your sight words.</p> <p>Listen to a story: Choose a story to listen to.</p> <ul style="list-style-type: none"> Write about your favourite part. Draw what you think the story looks like. Link: Listen to a story 	<p>English Daily writing: Post to Seesaw Pretend there is no such thing as television, the Internet or video games. What do you do with all your time?</p> <p>Daily Reading: Go on Reading Eggs or read 15 minutes to a family member.</p> <p>Grammar and punctuation: Write questions that begin with these words- Who Where What When Which Why Remember to finish each question with a question mark.”?”</p>
Break					
Middle	<p>Mathematics</p> <ul style="list-style-type: none"> Topic of the week: Data Year 2 - Term 2 Week 2 (Data) Matific - Aim for 5 stars! 	<p>Mathematics</p> <ul style="list-style-type: none"> Seesaw activities 	<p>Mathematics</p> <ul style="list-style-type: none"> Offline maths activity - Tally chart and Picture graph Matific - Aim for 5 stars! <p>Science - Everything Comes From Something.</p>	<p>Mathematics</p> <ul style="list-style-type: none"> Watch these videos to help you complete the Seesaw task. Problem solving on Seesaw - Mathematics Problem solving on Seesaw 	<p>Mathematics</p> <ul style="list-style-type: none"> Matific - Aim for 5 stars! <p>PDHPE - Dance Warm up Why Are Some People Mean? Cosmic Kids Zen Den -</p>

	History Look through this powerpoint about The History of Port Arthur . Think about and answer the questions in the powerpoint.	CAPA Watch this video and learn to draw: How To Draw A Poké Ball Folding Surprise - #stayhome and draw #withme	Read the eBook Everything Comes from Something and look at the Everything comes from Somewhere powerpoint showing you what a flowchart is. Make your own flowchart about 3 objects from your home.	Geography Complete the Seesaw activities to learn about the journey of a letter as we continue to learn about Australian Places.	Mindfulness for kids Dance/Movement Lesson: Cosmic Kids Zen Den - Mindfulness for kids Guided relaxation Peace Out Guided Relaxation for Kids 2. Time Out
Break					
Afternoon	Home learning Design your own board game. Explain the rules and play this game with someone.	PDHPE Make up a workout and do it together (eg: 25 star jumps, 20 squats, 15 crunches, hop like a bunny around the lounge room, frog leap your partner)	Home learning Fold paper planes and see how far they will fly. See if you can identify two things that make a plane fly the furthest.	CAPA Use a mirror to draw a self-portrait (this is a painting of yourself).	 Home learning Find a spot where you can see the clouds and spot cloud shapes. You can even lay down on a picnic blanket. Draw what the sky looks like. What do the clouds look like?

Additional Stage 1 Resources

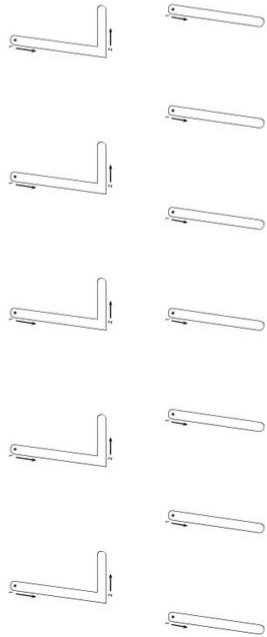
- *Inquisitive: Access to HSIE and Science resources: Year 1 Code: <http://inq.co/class/fsm> (Access code 4379) Year 2 Code: <http://inq.co/class/i1a> (Access code 2442)*
- *Premier's Reading Challenge - If you would like to read/listen to some of the Premier's Reading Challenge books, click this link: [Premier's Reading Challenge Books](#)*
- *Sunshine Online Reading: <https://www.sunshineonline.com.au/> Username - rydeps Password - rydeps*
- *More information can be found on the Learning from home Hub [Advice to parents and carers](#)*

If you go for lessons with the teachers below, you can access their resources:

Mrs Tall Mrs Kenworthy	Check Seesaw	Mrs Manners	Check Seesaw
Mr Murphy	Library Stage 1 program - learning at home	Mrs Morcom	Check Seesaw

Handwriting does NOT have to be printed and completed on this page. Students are encouraged to practise writing on blank or lined paper.

L l



Draw something that starts with 'l'.



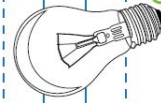
L L L L L L L L L L

l l l l l l l l l l

Lion and light start with an l.

Lion light Lion light Lion

Light starts with an



You do NOT have to print out this page. You can do it on blank paper.






Week 2 Data Activity

Name _____

Find, Tally & Graph

Each time you see an image, make a tally mark. Then use your tally marks to make a graph.



Tally Chart						
						
						
						
						
						

7									
6									
5									
4									
3									
2									
1									
